



DG47



10-15 minutes



- ❖ 3 Magic Shape Eye Glasses (for you and per child)



- ❖ 30 picture cards of objects, each with an aspect that is triangular, circular or square



MAGIC SHAPE GLASSES



To recognise shapes using a reference shape
To look at objects from a novel, abstract perspective



Play 'Magic Shape Glasses':

Show your child the three Magic Shape Eye Glasses (square, circular and triangular).

Explain: *If we look through the triangular glass carefully, it is easy to find objects and pictures of objects that have triangle shapes. We can find square objects through the square glass and circular objects through the circle glass.*

Show them each magic shape glass in turn and ask them to name the shape of the part they would look through.

Spread out the picture cards randomly. Give your child their triangular Magic Shape Eye Glass and have them hold it up to their eye and look at the picture cards through it, find the objects with a triangular aspect and name them.

Repeat using the square and the circle eye glasses. Note that some objects on the picture cards have more than one of these shaped aspects - for example, the ice cream has a circular aspect as well as a triangular one - so encourage your child to notice the same picture card again with each different eye glass.

Then have your child go around your home with one of the Magic Shape Eye Glasses at a time, looking for those shapes that match it.


Hold your own Magic Shape Eye Glass of the same shape as your child's up to your eye, and comment on what you can see too, to encourage them to also notice other objects - those with an aspect that corresponds to their Magic Shape Eye Glass but from a different and/or less obvious angle.




Your child can recognise objects and pictures of objects whose shapes correspond to a reference shape.




Cut out each Magic Shape Eye Glass separately - for your child.





Cut out each Magic Shape Eye Glass separately - for you.





Cut out each picture card separately.




Cut out each picture card separately.



Cut out each picture card separately.



Cut out each picture card separately.



Cut out each picture card separately.

