



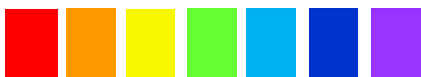
SM8



15-20 minutes



❖ The 7 'colour rooms'



❖ Cut out pictures of toys (if you don't have actual toys in all 7 colours of the spectrum)



❖ The Grey Prince, the Princess of Many Colours and the Rainbow Fairy



❖ A box of small toys in the seven colours of the spectrum (optional)

THE GREY PRINCE AND THE PRINCESS OF MANY COLOURS



To develop colour recognition (the 7 colours of the spectrum)
To practise sorting by colour, irrespective of other attributes



Place the seven coloured sheets, the 'colour rooms', in front of you and your child. Remind them of the colours: *red, orange, yellow, green, blue, indigo and violet.*

Then tell your child the story (see the next page) of the Grey Prince and the Princess of Many Colours.

When you've read the story, look at some of the toys or pictures together. Explain to your child that they will have to be very careful if they are to break the magic spell and cure the Grey Prince! Talk about the fact that the same toys can be different colours (a green ball, a yellow ball) and that different toys can be the same colour (a red bucket, a red drum, a red teddy). Model for your child how to sort several toys into the room of their corresponding colour.

Ask your child to put a few toys into the correct colour room (all red toys in the red room, all blue ones into the blue room etc.). When they can confidently put one toy correctly into each of the colour rooms, increase the number of objects they have to sort. If your child finds seven colour rooms too difficult, reduce the number of colour rooms and build up to seven over time.

When all the toys have been sorted successfully, praise your child for breaking the spell and finish the story:

The Princess of Many Colours got a big reward for breaking the spell, and the Grey Prince got a new name! He became the Rainbow Prince and the two became great friends.



Your child can correctly place the coloured toys in the corresponding colour room.



KEY TO LEARNING
@HOME



THE GREY PRINCE AND THE PRINCESS OF MANY COLOURS – STORY



Once upon a time there was a Grey Prince who hated all colours (**show your child the cut out of the Grey Prince**). Every time he saw a colourful toy, it made him feel so ill that he had to go straight to bed. So his parents had collected up all the colourful toys and hidden them away. The Grey Prince lived in a grey castle, where there were no colours anywhere. He was very unhappy – so unhappy that his parents offered a big reward to anyone who could cure their son.

The Princess of Many Colours (**show the cut out of the Princess of Many Colours**) heard this story and felt sorry for the sad Grey Prince. She set out on a journey to rescue him. But she had no plan.


On her way to the castle she met the Rainbow Fairy (**show the cut out of the Rainbow Fairy**). The Rainbow Fairy told her that colours made the Prince feel sick because a wicked magician had put a spell on him. But there **WAS** a way to break the spell.

First the Princess would have to sneak into the castle and paint seven rooms in seven different colours. She would have to paint one room red, one orange, one yellow, one green, one blue, one indigo and one violet. Then she would need to find the hidden toys. Finally she would have to sort the toys so that every red toy was in the red room, every orange toy was in the orange room, every yellow toy was in the yellow room, every green toy was in the green room, every blue toy was in the blue room, every indigo toy was in the indigo room and every violet toy was in the violet room.

So the Princess of Many Colours went into the castle. She painted a room red (**show your child the red sheet**). She painted a room orange (**show the orange sheet**). She painted a room yellow (**show the yellow sheet**). She painted a room green (**show the green sheet**). She painted a room blue (**show the blue sheet**). She painted a room indigo (**show the indigo sheet**). And she painted a room violet (**show the violet sheet**). Then she looked for the hidden toys until she found them.

And here they are (**show your child the toys or pictures of toys**). Now all she has to do to break the spell is sort the toys into their rooms. Let's help her!

Cut out each character separately - loosely cut with a small amount of white showing is fine!




Cut out each picture separately - loosely cut with a small amount of white showing is fine!



Cut out each picture separately - loosely cut with a small amount of white showing is fine!



Cut out each picture separately - loosely cut with a small amount of white showing is fine!



Cut out each picture separately - loosely cut with a small amount of white showing is fine!

